

FTTA MINI IP CABLE

Mini IP SC



FEATURES

- Cost effective solution for in house termination.
- Low insertion loss and added loss.
- Height of attenuation.
- IP67 water, dust proof and corrosion resistant
- The material in the jumpel cable are all-weather and UV-resistant.
- Mechanical performance: IEC 61754-4 standard.
- RoHS and REACH materials compliant.



APPLICATION

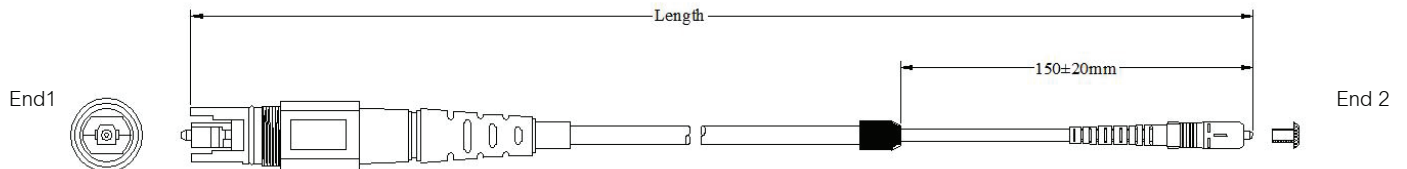
- Multi-purpose Outdoor.
- For connection between distribution box and RRH.
- Deployment in Remote Radio Head cell tower applications.

CONNECTOR TYPES

Type	Reference	Type	Note
SC	IEC 61754-4	Single mode duplex	APC: Green connectors UPC: Blue connectors
		Multimode duplex	UPC: Grey Connectors

DIMENSIONAL DIAGRAMS

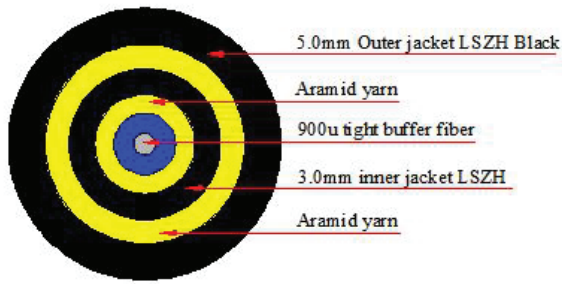
PDLC Outdoor cable Assemblies



PATCH CORD VERSIONS

Jumper tolerance requirement	
Overall length (L)(M)	length of tolerance (CM)
$0 < L \leq 20$	+10/-0
$20 < L \leq 40$	+15/-0
$L > 40$	+0.5%L/-0

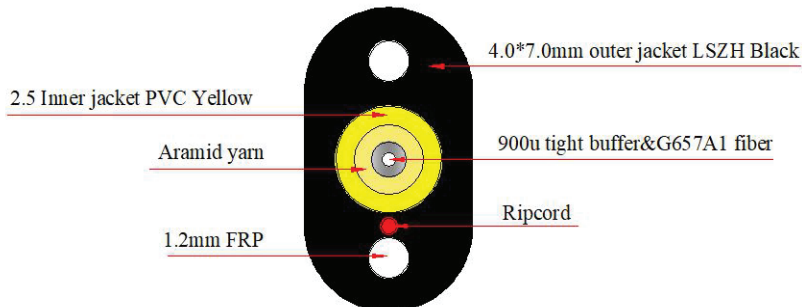
CABLE STRUCTURE



CABLE PARAMETERS

Cable Count	Out sheath Diameter (MM)	Weight (KG)	Minimum allowable Tensile Strength (N)		minimum allowable Crush Load (N/100mm)		Minimum Bending Radius (MM)		Storage temperature (°C)
			short term	long term	short term	long term	short term	long term	
1	5.0±0.2	26.5	800	400	2000	1000	20D	10D	-20 ~ +60

CABLE STRUCTURE



CABLE PARAMETERS

Cable Count	Out sheath Diameter (MM)	Weight (KG)	Minimum allowable Tensile Strength (N)		minimum allowable Crush Load (N/100mm)		Minimum Bending Radius (MM)		Storage temperature (°C)
			short term	long term	short term	long term	short term	long term	
1	(4.0±0.2)x(7.0±0.2)	42	1350	400	2200	1000	20D	10D	-20 ~ +60

OPTICAL CHARACTERISTICS

Item	Single mode		Multimode		Reference
Insertion loss	Typical ≤ 0.30dB	Typical ≤ 0.15dB	Typical ≤ 0.50dB	Typical ≤ 0.10dB	IEC 61300-3-34
	Max ≤ 0.75dB	Max ≤ 0.35dB	Max ≤ 0.25dB	Max ≤ 0.35dB	
Return loss	≥ 50dB (PC)	≥ 55dB (PC)	≥ 30dB (PC)	≥ 30dB (PC)	IEC 61300-3-6
	≥ 60dB (APC)	≥ 65dB (APC)			

END-FACE GEOMETRY LC

Item	UPC (Ref: IEC 61755-3-1)	APC (Ref: IEC 61755-3-2)
Radius of curvature (mm)	10 to 25	5 to 12
Fiber height (nm)	-100 to 100	-100 to 100
Apex offset (µm)	0 to 50	0 to 50
APC angle (°)	/	8° ± 0.2°
Key error (°)	/	0.2° max

END-FACE QUALITY (SM)

Zone	Range (µm)	Scratches	Defects	Reference
A: Core	0 to 25	None	None	
B: Cladding	25 to 115	None	None	
C: Adhesive	115 to 135	None	None	IEC 61300-3-35:2015
D: Contact	135 to 250	None	None	
E: Rest of ferrule		None	None	

END-FACE QUALITY (MM)

Zone	Range (µm)	Scratches	Defects	Reference
A: Core	0 to 65	None	None	
B: Cladding	65 to 115	None	None	
C: Adhesive	115 to 135	None	None	IEC 61300-3-35:2015
D: Contact	135 to 250	None	None	
E: Rest of ferrule		None	None	

MECHANICAL CHARACTERISTICS

Test	Conditions	Reference
Endurance	500 matings	IEC 61300-2-2
Vibration	Frequency: 10 to 55Hz, Amplitude: 0.75mm	IEC 61300-2-1
Cable retention	400N (main cable); 50N (ranch part)	IEC 61300-2-4
Strength of coupling mechanism	80N for 2 to 3mm cable	IEC 61300-2-6
Cable torsion	15N for 2 to 3mm cable	IEC 61300-2-5
Fall	10 drops, 1m drop height	IEC 61300-2-12
Static lateral load	1N for 1h (main cable); 0.2N for 5min (ranch part)	IEC 61300-2-42
Cold	-25°C, 96h duration	IEC 61300-2-17
Dry heat	+70°C, 96h duration	IEC 61300-2-18
Change of temperature	-25°C to +70°C, 12 cycles	IEC 61300-2-22
Humidity	+40°C at 93%, 96h duration	IEC 61300-2-19

ORDER INFORMATION

PRODUCT	PART NUMBER
Mini IP SC	F-FTTA-MNIP-SC